



Series 107-70 Latching Nylon Inserter / Extractor

### MATERIALS

#### Extractor

Molded in Glass Filled (30%) 6/6 or Type 6 Nylon.  
UL94-V0 parts are self extinguishing to flame. May be used at 121°C (250°F) continuously. Resistant to alkalis, weak acids, and common solvents.

#### Assembly Pin

Stainless steel, passivated

### COLOR

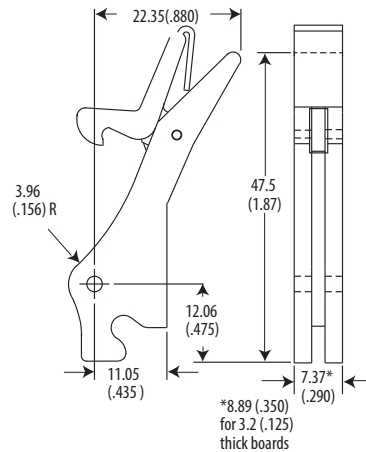
Series 107-70 standard color is black.  
Other colors available, please contact an Application Engineer with your requirements.

### HOT STAMPING

Hot stamp marking service is available.  
Please contact an Application Engineer with your requirements.

### APPLICATION DATA

Two inserter or inserter-extractors are recommended per printed circuit board taller than 127 (5) in height.



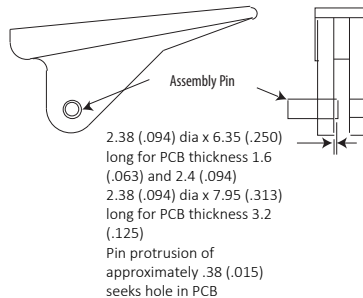
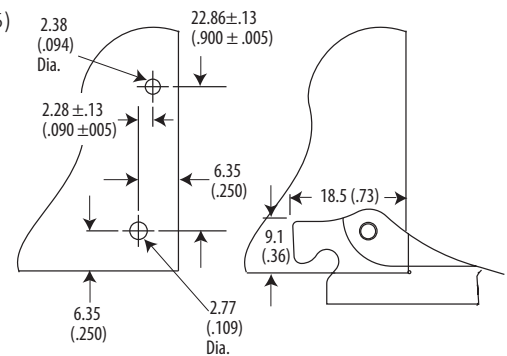
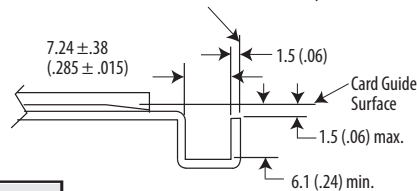
Units: mm (in)  
Unless otherwise specified:  
.xx ± .25, .x ± .5  
(.xxx ± .010, .xx ± .02)

### Detail of Actuating Surfaces

Required on Top and Bottom guide plates

Provides insertion and extraction travel of 8.9 (.35) min.

Nominal position of card edge when seated in connector. The inserter-extractor can move the board an additional 1.3 (.050) if necessary due to the tolerances of the assembly



### ASSEMBLY PIN

Option to be pre-started for:

- Faster and easier installation of the extractor to the PCB
- Eliminates the need for special tools or equipment and set up time.
- Eliminates loss of loose assembly pins

If the "P" option is not selected, the extractors and the pins will be packaged separately.

### Part Number Code

Series 107-70 Inserter/Extractor P 107-70 - 3

### Assembly Pin

Loose [blank]

Pre assembled P

### PCB Thickness

1.6 (.063) [blank]

2.4 (.094) 3

3.2 (.125) 4

### Part Number Code example: P107-70-3

Series 107-70 extractor, with pre-started assembly pin,  
for PCB thickness of 2.4 (.094)